



2024 Ontario County 4-H Animal Exhibit Fairbook



Updates and Information

Dear 4-H Member/Parent/Leader:

This is your copy of the 4-H Animal Science Book for the Ontario County Fair 2024. Please keep it in a handy spot for reference. Read it carefully to avoid errors. If you are looking for information about exhibit hall projects, please reference the Project Fairbook.

Pre-entry is required for all 4-H entries (both animal and projects). Entries are now only available via the FairEntry system. Directions on how to register are available in the first section of this Fairbook.

ALL ENTRIES ARE DUE BY JULY 1.

LEASE POLICY: An exhibitor may request to lease up to three animals. If an exhibitor owns his or her own animals, they may still choose to lease up to three animals. THIS IS A COUNTY DECISION ONLY. State fair will still only allow youth to lease and exhibit one animal and only if youth do not already own an animal of his or her own. Standard lease paperwork must still be turned in with a project record book for each leased animal. Project record books may be obtained by requesting a copy from your educator. Forms and lease paperwork can be found at this link: <http://4h.ansci.cornell.edu/resources/project-animal-forms/>

Fair cleanup will be Thursday July 11th, 2024 starting at 5:00 PM, and everyone who is taking part in the fair either as an animal exhibitor or in the exhibit hall must attend this set-up date. If you are unable to make this day, please let the 4-H educator know at least two weeks ahead of time so we can set up an alternate time for you to fulfill this requirement.

We look forward to seeing you at the Ontario County Fair. Exhibiting 4-H projects provides youth with valuable learning experiences and recognition. Exhibits also provide a venue for which the public can gain a sense of breadth and depth of 4-H projects and activities. If you have any questions about exhibiting at the fair, contact the 4-H office.

Table of Contents

Directions on How to Register in FairEntry

4-H ANIMAL SCIENCE RULES AND REGULATIONS

GENERAL ANIMAL SCIENCE PROJECTS

4-H BEEF

4-H Cavy

4-H DAIRY

4-H GOATS

4-H HORSE

4-H PET SHOW

4-H POULTRY

4-H RABBIT

4-H SHEEP

4-H SWINE

Ontario County 4-H & Open Class Exhibit Fair Schedule

FRIDAY, JULY 19	
4-H Club Booth Setup and 4-H Club Project Judging at Wolcott Park	5:00 PM – 8:00 PM
SUNDAY, JULY 21	
Poultry Science Contest	2:00PM – 4:00PM
Rabbit Decathlon	4:30 PM – 5:30 PM
MONDAY, JULY 22	
Barns Open for Animal Exhibits	3:00 PM
TUESDAY, JULY 23	
Barns Open for Animal Exhibits	7:30 AM
4-H Horse Show – English	10:00 AM
4-H Goat Show	10:00 AM
Open Class Dairy Show – First Section	4:00 PM
Open Class Rabbit and Cavy Show	6:00 PM
WEDNESDAY, JULY 24	
Poultry BBQ Contest	10:00 AM
Livestock Challenge –Test Phase	10:00 AM – 5:00 PM
4-H Horse Show Cloverbuds	10:00 AM
4-H Beef Show	10:00 AM
4-H Mini Horse Show	10:30 AM
4-H Mounted Games	1:30 PM
4-H and Open Sheep Show	1:30 PM
Open Draft Horse Halter	2:00 PM
Open Class Dairy Show – Second Section – Showmanship	3:00 PM
4-H Horse Costume Class	3:30 PM
Open Draft Driving	4:30 PM
4-H Swine Show	6:00 PM

THURSDAY, JULY 25	
4-H Dairy Show	10:00 AM
Rabbit Showmanship	10:00 AM
4-H Horse Show – Western	10:00 AM
4-H Rabbit Show and Cavy Show	2:00 PM
Livestock Challenge Judging + Showmanship Phase	4:00 PM
Open Swine Show	4:00PM
4-H Pet Show	5:00 PM
FFA Barnyard Olympics	8:00 PM
FRIDAY, JULY 26	
4-H Poultry Showmanship / Avian Bowl	9:00 AM
4-H Horse Show – Gymkhana	9:00 AM
Open Class Beef Show	10:00 PM
4-H Livestock Auction Buyer’s Dinner	4:00 PM
4-H Livestock Auction	5:00 PM
Bossy Bingo	7:00 PM
SATURDAY, JULY 27	
Open Class Horse Show	TBD
Beef Jackpot Show	10:00 AM
4-H WHEP Contest	11:00AM
4-H Costume Class	2:00 PM
Pack Goat Show	4:00 PM
ALL ANIMALS RELEASED FROM BARN	8:00 PM
SUNDAY, JULY 28	
Fair Teardown	8:30 AM
Non-Animal Exhibits Released	9:00 AM - 10:00 AM


Directions of How to Register in FairEntry

Exhibitor Group (Family) Entry


Important Reminders

- All animal AND 4-H exhibit hall items must be entered by July 1st. Be sure to complete your entries (including the final "Submit" step) prior to July 1st.
- Register all entries for each exhibitor in the family before proceeding to the Payment section. *There is no fee for entering 4-H animals or projects. However, you will have to purchase a vehicle parking pass. If you are entering in open class, you will have a small fee. You can also register for camping, if desired. You must click on the payment portion to submit your entries*
- Be sure to click the "Submit" button when you have completed your entries. Entries are not final until they have been submitted.
- Check your email inbox for a confirmation email with a list of your entries and any related fees.

- You may access your Fair or Show from their direct link or go to <https://ontariocountyfair.fairentry.com>



- Filter by your state, click Search, and then click on the correct fair.



- All 4-H families will have a 4HOnline family account, select to "Sign in with 4HOnline" and enter your login information.
- You MUST sign in with the 4-H online account. **NOTE:** If you forgot your password for your 4HOnline account, you need to go to 4HOnline to set a new password. Then use the new password (not the temporary password) to sign in to FairEntry.



4-H Exhibitor and 4-H Staff
Sign-In



Sign in with 4HOnline

1. Click “Begin Registration”



Welcome!

Thank you for signing-in with your 4-H Online account.

For your convenience, the managers of this fair have already imported some of your 4-H Online records.




We noticed you haven't yet registered for the fair.

[Go To Dashboard](#) [Begin Registration](#)

Step One – Entering Exhibitor Information


1. Once you select to register an Individual, you will have the option of registering one or more of all the members with an active and up to date registration of that 4H Online account.



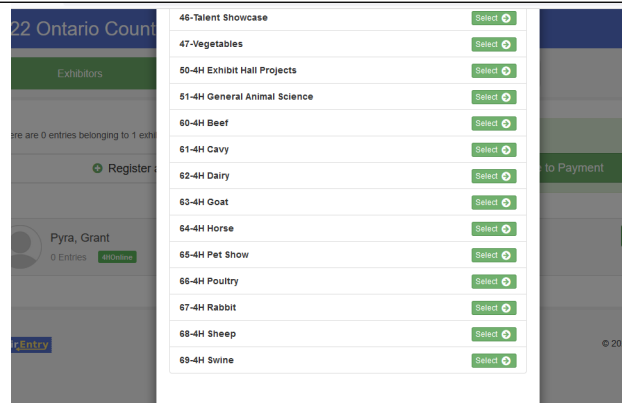
Step Two - Creating Entries for Exhibitors

Each exhibitor can have multiple entries. One entry must be made for each item, animal, class, etc. For example, if an exhibitor is bringing 2 photographs, two entries into the photography class must be created. If an exhibitor is showing one horse in 5 events, five class entries must be created. Once all entries have been created for the first exhibitor, you have the choice of creating another exhibitor in this exhibitor group (and entries) or proceeding to check-out (submitting the entries, whether or not fees are charged).

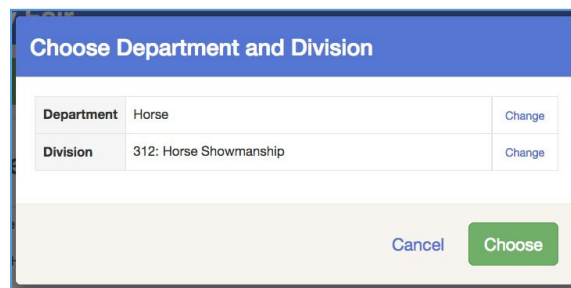
1. Click Add an Entry beside the correct exhibitor (if more than one has been created).



2. Click Select beside the first department you wish to enter. Any departments that are not available for entry will be noted as “Not Available” with a short explanation.
3. After you select a department, you will see a list of divisions to select from, and then a list of available classes. *Also notice that there are blue “Change” links in case you mistakenly select an incorrect department, division, or class.*
4. After you have selected the class, click the green Choose button.



At this point, you will continue on with either the Multiple Entry process, or the Single Entry Process, depending on the option that your fair or show selected. The Multiple Entry process is described beginning on page 4, and single entries are described beginning on page 5.



Creating Class Entries Using the Multiple Entry Process

Our fair uses Multiple Entries option for **Horse and Exhibit Hall Projects** please follow the directions below. All other project areas, proceed to the single entry process directions on the next page.

1. Click Change to select the Club to which these entries will be associated.
2. If this is an Animal Entry, click Add Animal and enter the Animal's details.
3. Select which animals will be part of this entry (NOTE: these animals will be available for this exhibitor to use in other entries, if needed).
4. Check the box next to each class this animal will enter.

5. If this is not an animal entry or if animals will be added at check-in, simply select the classes and number of entries in each class that you would like to create for this exhibitor. Click Continue.

6. Review the entries. If you need to make any changes, click Cancel. If everything is correct, click Create Entries.

Review your selections

Before we actually create your entries, please review your selections.

If you continue with your current selections, 3 entries will be created with the following information:

Department	2016 Demo Fair
Division	Horse
Club	Demo FFA Chapter FFA
Animal(s)	<ul style="list-style-type: none"> • Hurricane


Entry Classes

1. 31201: Pony Showmanship - all grades
2. 31220: Miniature Horse Showmanship - All grades
3. 31250: Miniature Horse Driving - All grades

Cancel
Create Entries



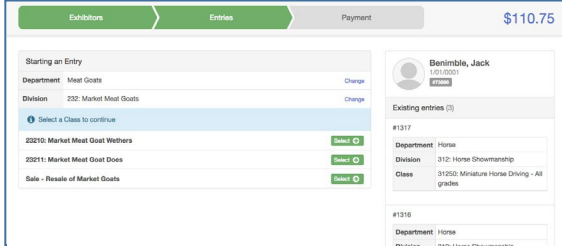
7. If you need to add another exhibitor, click on the Exhibitors button at the top left and repeat the steps to create a new exhibitor.
8. If all entries are complete, click Continue to Payment.
9. If you need to add more entries for an existing exhibitor, click Add an Entry.



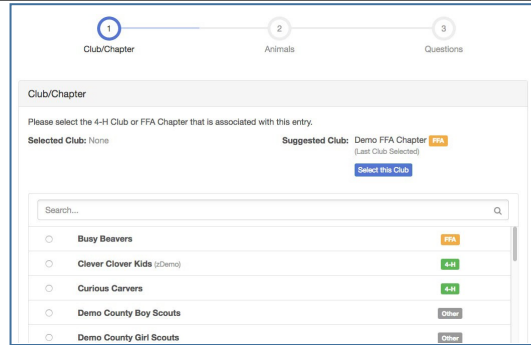
Creating Entries Using the Single Entry Process

This is the process to use for all project areas, except for horse and exhibit hall projects.

1. Select the appropriate class.
2. Click Continue



3. Select a Club or Chapter for this entry. If this is an open class entry a Club or Chapter may not be required.
4. If this is not an animal class entry, follow the instructions on-screen to enter any additional information such as Entry Description, Custom Questions or Custom Files associated with that entry.





6.8.22 ▪ 5

5. If this is an **animal class entry**, you will be required to specify which animal will be exhibited in this class. You will see the option to “Add an animal”.
6. You will choose “Enter a New Animal Record” to enter new animal information.
7. Fill in all the fields with information about the animal you intend to exhibit. Click Create and Add Animal when finished. If the animal information was entered incorrectly, you have the option to either Remove From Entry (creating a new animal) or Edit Animal Details. When it’s correct, click Continue.
8. Any questions or file uploads related to entry in this class will be next. Click Continue after answering those questions or uploading documents.

9. When each class entry is complete, you have three choices for what to do next:
 - a) If all class entries have been completed for one exhibitor, you can **Register another Exhibitor** in this exhibitor group.
 - b) If this exhibitor has more class entries to make, you can **Add another Entry for this Exhibitor**. Do this until all entries for **all exhibitors** are complete, then Continue to Payment. *Please make sure you enter any open classes as well if you plan to take part in any open class opportunities. *
 - c) Don’t forget to purchase 1 parking pass/car you will have on the fairgrounds.



Submitting Entries

When all entries for all exhibitors in the exhibitor group have been completed, **Continue to Payment** to finalize and submit your entries. You must submit your entries even if there are no fees, so no payment is required.

1. Review your entries for completeness and accuracy. *Notice the Summary and Detail buttons at the top of the list on the right.* If there are errors, click on the green Entries section at the top of the page. Click Continue when all information is correct.
2. Once all entries have been entered for exhibitors in your family, submit the invoice.
3. You will receive an email message when the entries have been submitted.

Exhibitors > Entries > Payment \$2.00

1 Review 2 Payment Method 3 Confirm

Invoice Summary Detail

Individual Exhibitor: Becky Helpsheet

Exhibitor Fee \$2.00

Entry #266: Food and Nutrition / Cooking 101 / One loaf banana bread

Total: \$2.00

[Continue](#)



4-H ANIMAL SCIENCE RULES AND REGULATIONS 2024

Deadlines: The following are due to the 4-H office no later than the date listed below.

June 1st of the current year - 4-H Horse Certificates and leased forms

July 1st of the current year - 4-H Animal Entries

July 1st: Rabies and Coggins Certificates for horses

Any form received after July 1st MUST have a written and signed explanation as to why the entry is late. If the entry form and written explanation is submitted late, then the matter is reviewed by the 4-H staff as to whether or not the 4-H member is allowed to participate. If the form is late again the next year, there will be no review and the exhibitor will not be allowed to participate.

1. 4-H members, in accordance with the Ontario County 4-H membership policy, must be enrolled with the Ontario County 4-H office by January 1 of the current year to be eligible to exhibit in the 4-H Division at the Ontario County Fair.
2. 4-H ownership of all animals as follows: Horses –May 1, Beef/Market Animals –May 1, and all other animals by June 1.
3. All animals must be on the grounds all week per instructions from the State Vet.
4. Exhibitors must show their own animals on the show day unless they are showing another species of animal in a performance class, which occurs at the same time. Alternate exhibitors must also be 4-H members. Please inform the Superintendents of both species and inform the 4-H Staff members prior to the shows.
5. All animal exhibitors are required to participate in the showmanship class for the species they are exhibiting.
6. **HEALTH REQUIREMENTS: PLEASE READ THE NYS DEPARTMENT OF AGRICULTURE & MARKETS ANIMAL HEALTH REQUIREMENT BOOKLET FOR THE CURRENT FAIR SEASON. (Changes are made every year to the requirements so, please read this booklet every year! The regulations can be found at : <https://agriculture.ny.gov/animals/fair-health-requirements>**

7. **Youth on Fairground Rules**

Reminder: ALL parents are responsible for chaperoning of their children when they are on the fairgrounds or must obtain an adult chaperone over the age of 21 for them while not in attendance.

- **NO 4-H YOUTH WILL STAY OVERNIGHT IN ANY BARN**
<https://www.agriculture.ny.gov/>
- No exhibitor may remain on the fairgrounds overnight unless under direct adult supervision with written parental permission. This permission slip will include a medical release form.
- We strongly recommend youth be accompanied by a parent at all times.
-

- All participants staying on the grounds in trailers or tents will be supervised by their parent or a guardian authorized by their parent.
 - No unauthorized person will be allowed in the barns after 11:00 PM.
 - There will be no community water tubs.
 - Water fights of any kind in the barns or around the facilities where the public is **will not** be tolerated!
 - Smoking is *not* permitted in or around the barns. There will be no use of illegal drugs or alcohol by participants. Participants may be dismissed if they are found with these substances.
8. Appropriate registration papers must accompany animals shown as registered breeding stock. Animals without registration papers will be shown as grades. Cattle will be shown in the same show at the same time.
 - 9 Any animal exhibited by a youth member may be subject to drug testing as deemed necessary by the Superintendent, Educational Coordinator, 4-H Extension Educator, or Departments of Agriculture and Markets. In the event that a positive result is obtained, the youth will be barred from showing animals at the Ontario County Fair, forfeit all premium money and awards and will be referred to the Ontario County 4-H Office.
 - 10 Each exhibitor must furnish enough feed and bedding for their own animals - also feed boxes and water buckets. Each exhibitor is responsible for their own animal or secures another exhibitor to care for it.
 - 11 The county fair exhibition constitutes a public display. All exhibitors are encouraged to always keep their animals and the building clean and attractive. Exhibitors are urged to conduct themselves and their exhibits in a manner to reflect credit on 4-H and their industries. Upon removal of their animals from the exhibit, the exhibitors are required to leave the areas that have been occupied by their animals clean of straw and manure, and ready for occupancy. Straw and manure must be removed from the barn. Animal Superintendents will give direction for this to exhibitor.
 - 12 Weeklong fair passes can be obtained from the Ontario County Fair Office or via the new FairEntry system.
 - 13 In the event premium money is deleted or decreased from the New York State budget, premiums will be adjusted accordingly.
 - 14 4-H animals must always be penned/stalled according to directions from the 4-H superintendent.
 - 15 For submissions guidelines for Section AA class 2, please refer to the Project Fairbook. An animal science item such as a rope halter, record book, animal first aid kit, etc. will be judged on exhibit judging day and exhibited in the youth building
 - 16 Note about 4-H Cloverbuds Showing Animals**
 - Be sure to read the rules and regulations in the section of your animal.
 - There is a limit of one animal per species for Cloverbuds to enter at the fair.

RESPONSIBILITIES OF EACH 4-H ANIMAL EXHIBITOR

- a. Cleanliness of each animal and exhibitor
- b. Stall or pen area – manure removed, appropriate bedding
- c. Food and water supplied for the animal
- d. Cleanliness of the animal area including sweeping and raking
- e. Organization of tack in the appropriate storage area
- f. Identification of area
- g. Cooperation with animal superintendent and other exhibitors
- h. Cooperation and interaction with those attending the fair to share a positive image of 4-H to the public coming to the fair.

The Danish System is the primary system of judging the 4-H shows and exhibits. Each exhibit is evaluated by the judge on its own merit and is not compared to others in the same lot. Evaluation is based on the quality of the exhibit with consideration to the exhibitor's age and experience in the project. There are certain areas where competitive judging may take place as well.

MOST IMPORTANT MESSAGE FROM VETERINARIANS:

When you are loading your livestock for the trip to the fair, take the time to examine them.

Make sure they are the same animals that are on the paperwork

If your animal is showing any sign of illness **LEAVE THEM HOME.**

4-H ANIMAL SCIENCE

GENERAL ANIMAL SCIENCE PROJECTS Department 51

Class:

1. **A completed 4-H project book:** Due date July 11th (Fair cleanup). *No late books will be accepted.*
2. **Costume Class**
 - (**Large Animal**) – Dairy and Beef cattle *will need to submit animal name and costume choice 24 hours before class*
 - (**Small Animal**) – Sheep, Goat, Poultry, Rabbit, Cavy *will need to submit animal name and costume choice 24 hours before class*

Educational Contests:

The contests below are open to any youth interested in the animal species regardless of if that youth is exhibiting that species in the county fair animal shows.

3. **Avian Bowl:** This is structured after the state and national competition but will be in the form of a written test with questions about anything poultry related, whether it is breed characteristics, diseases, food preparation, poultry housing, etc. The questions will be created from several pages of the National 4-H Avian Bowl Manual and change from year to year. The selected pages will be announced/provided prior to the fair to allow for studying. If needed, the questions can be read to contestants.
4. **Poultry Science:** This competition focuses on evaluating the quality of various poultry products, broken into 7 categories: interior egg quality (candling), interior egg quality (broken out), exterior egg quality, meat part ID, ready to cook broiler quality, breaded product quality, and past egg production (with oral reasons). The competition is structured after the state and national competition and is based on the National Poultry Judging Manual from Nebraska State University. 4-Hers are encouraged to participate even if they have minimal or no knowledge of judging, as it is meant to be a learning experience.
5. **Chicken BBQ:** This competition is composed of three parts. First, participants will have two hours to cook four (4) bone-in, skin-on chicken thighs (provided at the beginning of the competition) on a charcoal grill. While cooking, contestants are evaluated on their BBQ and food safety skills. The meat is then evaluated by judges based on appearance and taste, which is the second part. The third part is a small, informal presentation about the commercial broiler industry, food safety, and nutrition of chicken. This is not meant to discourage competitors, and polished presentations are not expected. The main goal is for competitors to demonstrate a basic awareness of the poultry industry and of the meat that is being prepared. The presentation can be a PowerPoint, poster, or be given completely orally from note cards.
6. **Turkey BBQ:** The same guidelines as for chicken, except participants will prepare turkey burgers from ground turkey provided at the beginning of the competition
7. **Rabbit Decathlon:** This contest tests a participant's knowledge of rabbit care and showing. Youth move around to different stations that test their knowledge of rabbit breeds, nutrition, health, standards for judging, etc.

4-H BEEF Department 60

- All 4-H beef exhibitors are required to participate in Showmanship classes. Each contestant may show his/her own animal, but during the contest, may be asked to show some other animal.
- All animals will be shown by breed and judged on the Danish System.
- All steers will be placed in the appropriate weight class according to their weight at the fair. Exhibitors should sign up for the class they think their steers will be in.

4-H Beef Exhibitors are required to participate in Showmanship classes. Each contestant must show his own animal, but during the contest, may be asked by the judge to show another animal in the show ring. If you are showing in another age division, notice must be given to the superintendent before show day, and it needs to be noted on the animal entry form.

Beef Divisions

- 01-Black Angus
- 02 - Charolais
- 03 - Hereford
- 04 - Simmental
- 05 - Other Breeds
- 06 - Market Beef
- 07 - Showmanship

Class	Description	Age
01	Junior Heifer Calf	Born after 1/1 of current year
02	Senior Heifer Calf	Born previous year 9/1-12/31
03	Summer Yearling Heifer	Born previous year 5/1-8/31
04	Junior Yearling Heifer	Born 1/1 to 4/30 previous year
05	Senior Yearling Heifer	Born 9/1 to 12/31 2 nd previous year
06	2-year-old Heifer	Not Calved
07	Cow/Calf Project	Cow, any age with natural calf born after Jan 1 of current year
08	Junior Prospect Calf	Bull calves born Jan 1 – June 1 of current year, still nursing on cow
09	Feeder Calf	To be weighed at the fair
10	Market Steer	To be weighed at the fair
11	4-H Auction Market Steer	Animal specifically part of the 4-H Auction program. To be shown by weight.

Showmanship

CLASS	NAME OF CLASS	CLASS DESCRIPTION
1	CLOVERBUDS	Age 5 - 7
2	NOVICE	Showing for the first time-any age-does not include Cloverbud experience
3	JUNIOR	8 - 13 years of age as of January 1 of this year
4	SENIOR	14 - 19 years of age of a January 1 of this year

4-H Cavy Department 61

- 4-H cavy exhibitors are required to be present for judging. The number of cavies will be limited to 4 per exhibitor. All cavies will be shown by breed, placed numerically, then grouped Excellent, Good, or Worthy. Cavy will be judged by the Standard of Perfection recognized by the American Rabbit Breeders Association.
- Cloverbuds are limited to one entry in the cavy section.
- All 4-H Cavy exhibitors are required to participate in Showmanship classes.
- Exhibitors must have rabbits fed, watered, and litter cleaned by 10:00 AM each morning. Aisles must be clear for fairgoers and supplies stored in the designated area.
- Cavies must have an identification tattoo in the left ear. See note in Pet Class section if exhibiting there. Those needing a tattoo added should contact their club leader. Tattoo clinics will be available prior to Fair.
- **No Cavy under 3 months of age, nor doe and litter can be shown.**

Showmanship for Cavy

The exhibitor will bring their animal from the cage, introduce themselves, present their rabbit to the judge including the following information: the breed of the animal and class, posing the cavy, checking the ears, teeth, feet, nails for condition, nose and eyes, sex and general health of the rabbit and other pertinent information regarding their animal. In addition, the presenter shall answer questions from the judge. Cloverbuds will participate in Showmanship but will not be judged with the standards of older 4-H Exhibitors.

CLASS	NAME OF CLASS	CLASS DESCRIPTION
1	CLOVERBUDS	Age 5 - 7
2	NOVICE	Showing for the first time-any age-does not include Cloverbud experience
3	JUNIOR	8 - 13 years of age as of January 1 of this year
4	SENIOR	14 - 19 years of age of a January 1 of this year

Class	Description	Birthdate
01	Senior Boer	More than two pounds
02	Senior Sow	More than two pounds
03	Intermediate Boer	less than 6 mos, 1 lb 6 oz to 2 lbs
04	Intermediate Sow	less than 6 mos, 1 lb 6 oz to 2 lbs
05	Junior Boer	less than 4 mos, less than 1 lb 6 oz
06	Junior Sow	less than 4 mos, less than 1 lb 6 oz

4-H DAIRY Department 62

- 4-H animals must be housed in the 4-H section of the barn according to directions of the superintendent.
- Cows shown in dry cow classes may not be shown in milking classes.
- Milk cows may be brought in for show day. Exhibitors of milk cows must have young stock on exhibit during fair week.
- All animals will be shown by breed and judged using the Danish System.

4-H Dairy Exhibitors are required to participate in Showmanship classes. Each contestant must show his own animal but during the course of the contest, may be asked by the judge to show another animal in the show ring. If you are showing in another age division, notice must be given to the superintendent before show day, and it needs to be noted on the animal entry form.

Dairy Divisions

- 01: Ayrshire
- 02: Brown Swiss
- 03: Guernsey
- 04: Holstein/Red and White Holstein
- 05: Jersey
- 06: Other Recognized Breeds

Dairy Classes

Class	Description	Birthdate
01	Spring Heifer Calf	Born after Feb. 28 current year
02	Winter Heifer Calf	Born Dec 1 st previous year to March 1 st current year
03	Fall Heifer Calf	Born Sept 1 st to Nov. 30 th previous year
04	Summer Yearling	Born June 1 st to Sept. 1 st previous year
05	Spring Yearling – not in milk	Born March 1 st to May 31 st previous year
06	Winter Yearling – not in milk	Born Dec 1 st to Feb 28 th
07	Fall Yearling – not in milk	Born Sept 1 – Nov 30 th
08	Fall Yearling – in milk	Born Sept 1 – Nov 30 th
09	Junior 2-year-old cow	Born March 1 st – Aug 31 st
10	Senior 2-year-old	Born Sept 1 st – Feb 28 th
11	Junior 3-year-old	Born March 1 st – August 31 st
12	Senior 3-year-old	Born Sept 1 st – Feb 28 th
13	4-year-old cow	Born Sept 1 st – August 31 st
14	5-year-old cow	Born Sept 1 st – August 31 st
15	Aged Cow	Six years or older
16	Dry Cow	Must have freshened at least once
17	Registered Bred and Owned by 4-H Exhibitor	Trophy presented to owner. Must indicate on entry form eligibility for this class. Reg papers will be checked. An animal can only win this award once.

CLASS	NAME OF CLASS	CLASS DESCRIPTION
1	CLOVERBUDS	Age 5 - 7
2	NOVICE	Showing for the first time-any age-does not include Cloverbud experience
3	JUNIOR	8 - 13 years of age as of January 1 of this year
4	SENIOR	14 - 19 years of age of a January 1 of this year

4-H GOATS Department 63

4-H Goat Exhibitors are required to participate in Showmanship classes. Each contestant must show his own animal but during the contest, may be asked by the judge to show another animal in the show ring. If you are showing in another age division, notice must be given to the superintendent before show day, and it needs to be noted on the animal entry form.

Goat Divisions

- | | |
|--------------------|------------------------|
| 01: Alpine | 07: Saanen |
| 02: Nigerian Dwarf | 08: Other Dairy Breeds |
| 03: Nubian | 09: Meat Goat |
| 04: Oberhasli | 10: Market Goat |
| 05: Pygmy | 11: Goat Showmanship |
| 06: Togginburg | 12: Pack Goat |
| | 13: Pet Goat |

Goat

Class	Description	Age	
01	Junior Doe	Under 5 months (must be older than 3 months)	Meat Class 1-4 as
02	Intermediate Doe Kid	5 – 9 months	
03	Junior Yearling Doe Kid	9 – 16 months	
04	Senior Yearling Doe Kid	16-24 months	
05	In Milk	Under 2 years old	
06	In Milk	2-3 years old	
07	In Milk	3-5 years old	
08	In Milk	5 years and over	
09	Dam & Daughter shown in individual classes		
10	Market Goat	Market Goat (class determined at weigh in)	
11	Junior Buckling Kid	Age 3-5 months	
12	Intermediate Buckling Kid	Age 6-9 months	

shown above & additional class & description in table below.

Class	Description	Age	
05	Dam & Daughter	shown in individual class	
06	Doe- kidded	Under 2 years old	
07	Doe – kidded	2 and under 4 years old	
08	Doe – kidded	4 and older	

Showmanship

CLASS	NAME OF CLASS	CLASS DESCRIPTION
1	CLOVERBUDS	Age 5 - 7
2	NOVICE	Showing for the first time-any age-does not include Cloverbud experience
3	JUNIOR	8 - 13 years of age as of January 1 of this year
4	SENIOR	14 - 19 years of age of a January 1 of this year

Pack Goat Classes

Pack goats must be 6 months of age or older and may be withers, fertile or sterile does, or hermaphrodites.

Two pack goat classes are offered.

The first is Showmanship and Fitting class where you are asked to enter the ring with no pack on your goat. You will then need to tie your goat with a quick release knot to put the pack on while the judge observes for fit and willingness of the animal. The exhibitor should carry in their own pack or on their person the following emergency survival essentials: filled one liter water bottle, no-cook snacks, map, compass, sunscreen, insect repellent, first-aid kit, fire-starter kit in waterproof container, flashlight/headlamp with extra batteries, whistle, signaling mirror, strong twine or rope, and an emergency space blanket. Fire starter kit should not include real matches; instead, please use an empty match box or match book. Additional essentials/supplies may be carried in the goat's pack.

The second class is a Trail Challenge class. **These classes are intended specifically for pack goat projects.** The youth must train their goats to pack and condition their goats by accompanying them on walk or hikes. Dairy and meat does that have been trained for packing may show in their appropriate dairy or meat goat shows as well as in the pack goat show. Meat and pack goats with horns are allowed, but aggressive horned goats may be required to be artificially tipped or required to leave the fairgrounds at the discretion of the superintendent.

We will offer Cloverbud, novice, junior and senior level classes. A "soft pack" must be used in our show.

Dress code: Pack goat club t-shirt, jeans, boots, or sneakers. No open toed shoes.

Pack Goat Classes

1	Pack Goat Showmanship
2	Pack Goat Trail Challenge

**4-H HORSE
Department 64**

**See website at www.cceontario.org under 4-H Events – County Fair for information
There is a separate booklet for horse classes.**

Tuesday – English Show and Mini Horse

Wednesday – Mounted Game

Thursday – Western

Friday – Gymkhana

All Coggins and Rabies Certificates must be into the 4-H office BY Wednesday, JULY 1.

4-H Pet Show
Department 65

1. **Pet Show** – for youth any age with an indoor pet (advanced registration required). Pets will not stay overnight at fair. Limit 4 pets per species.

CLASS	NAME OF CLASS	CLASS DESCRIPTION
1	CLOVERBUDS	Age 5 - 7
2	NOVICE	Showing for the first time-any age-does not include Cloverbud experience
3	JUNIOR	8 - 13 years of age as of January 1 of this year
4	SENIOR	14 - 19 years of age as of January 1 of this year

4-H POULTRY

Section JJ

Except for showmanship, all classes are judged in their cage, exhibitors do not need to be present. All entries will be judged according to the American Poultry Association's Standard of Perfection

Cloverbuds:

- May only enter one bird, and for display only
- Will participate in showmanship
- Encouraged to participate in Cloverbud Mini Size Pet Show and the Animal Costume Class during fair week
Note: these two events are separate from the poultry show, and are for multiple species

Showmanship:

- Mandatory for all exhibitors (including Cloverbuds)
- Dress code is black pants, a white shirt, and closed toe footwear.
- The top two Juniors and top two Seniors will be called back to compete for Master Showman. Novice may also be included at the discretion of the judge.

Barn Duty:

- All families that exhibit poultry must select a shift to supervise the poultry barn from 6-8pm or 8-10pm
- The 8-10pm shift will be responsible for closing the barn for the night
- If you do not select an evening that works best for you, one will be assigned

Rules and Guidelines:

1. Birds will go through a check-in before entering the exhibit barn, any entries with lice, mites, or other problems will be asked to leave the fairgrounds.
2. Cages will be assigned prior to exhibitor's arrival at the fair and are not to be moved without approval by the superintendent.
3. There is a limit of 15 birds per exhibitor (Cloverbuds limited to one). If the total number of entries is high, the superintendent may decrease the limit
4. Feed and water cups are provided, but exhibitors are to provide their own feed
5. Exhibitors must care for their bird(s) at least twice a day, in the morning and evening. If this is not possible, the exhibitor is responsible for making arrangements with someone to check their birds
6. Exhibitors should consider the possibility of exhibits being lost, strayed, or stolen during fair week. Care will be taken to prevent losses, but superintendents and the Fair Association cannot assume responsibility.
7. Nobody should open any cages of birds that do not belong to them unless permission is given by the owner
8. All poultry except waterfowl and pigeons must come from US pullorum-typhoid clean or equivalent flocks, or have a negative pullorum test within 90 days of the fair. The pullorum certificate must be sent in with entries. (Photocopies are acceptable)
9. Cages and feed/water dishes must be cleaned by the exhibitor upon removing the birds
10. Failure to care for birds throughout the week, clean cages, or follow rules in general can result in no ribbon or premiums to the exhibitor.

*****The following poultry competitions are open to any 4-Her aged 8-18 as of January 1st of the current year. All are welcome regardless of experience, including those who are not exhibiting birds. See the general animal science section for more information: Avian Bowl, Poultry Science, Chicken BBQ, Turkey BBQ.***

Tentative Poultry Schedule:

Poultry Science Contest: 2:00-4:00pm Sunday

Poultry Arrival: Monday 3:00-7:00pm and Tuesday 8:00-9:00am

Chicken BBQ Contest: 10:00am-12pm Wednesday

Showmanship: 9:00am Friday

Avian Bowl: held during showmanship

Animal Release and Cleanup: 8:00pm Saturday, birds must be removed from cages by 8am Sunday

Rooster Crowing Contest: 12:15pm Wednesday-Saturday.

***Showmanship and Avian Bowl will run concurrently ***

Poultry Classes

DIVISION	CLASS	NAME OF CLASS	DESCRIPTION
Market	1	Market Chicken	Auction program chicken
	2	Market Turkey	Auction program turkey
Standard	5	Pullet	4-12 months
	6	Hen	Over 1 year
	7	Cockerel	4-12 months
	8	Rooster	Over 1 year
Bantam	9	Pullet	4-12 months
	10	Hen	Over 1 year
	11	Cockerel	4-12 months
	12	Rooster	Over 1 year
Pet**	13	Standard/Large Pet	Over 4 months
	14	Bantam/Small Pet	Over 4 months
Waterfowl	15	Bantam Duck	
	16	Standard Duck	
	17	Goose	
Other	18	Guinea Fowl	
	19	Partridge	
	20	Peafowl	Over 6 months
	21	Pheasant	
	22	Pigeon	
	23	Quail	
Pair	24	Turkey	Over 6 months
	25	Pair (any species)	1 male and 1 female, same breed and variety

**Pet class is ONLY for birds that are not in the Standard of Perfection. The two different pet classes (13 and 14) are only to help determine cage assignments and will not affect judging in any way.

Poultry Showmanship Classes

CLASS NAME	CLASS	CLASS DESCRIPTION
Cloverbud	27	Age 5-7
Novice	28	Showing for first time, any age- does not include cloverbud years
Junior	29	8-13 years of age as of January 1 of this year
Senior	30	14-19 years of age as of January 1 of this year
Market	31	Required for any exhibitor raising poultry in the Auction Program. This is in addition to normal showmanship.

4-H RABBIT Department 67

- 4-H rabbit exhibitors are required to be present for judging. The number of rabbits will be limited to 4 per exhibitor. All rabbits will be shown by breed, placed numerically, then grouped Excellent, Good, or Worthy. Rabbits will be judged by the Standard of Perfection recognized by the American Rabbit Breeders Association.
- Cloverbuds are limited to one entry in the rabbit section.
- All 4-H Rabbit exhibitors are required to participate in Showmanship classes.
- The breed and color of rabbit must be on each entry.
- Exhibitors must have rabbits fed, watered, and litter cleaned by 10:00 AM each morning. Aisles must be clear for fairgoers and supplies stored in the designated area.
- Rabbits must have an identification tattoo in the left ear. See note in Pet Class section if exhibiting there. Those needing a tattoo added should contact their club leader. Tattoo clinics will be available prior to Fair.
- **No rabbit under 3 months of age, nor doe and litter can be shown.**

Rabbit Commercial Divisions

- | | |
|------------------------------------|-------------------------------|
| 1- Commercial-American | 13-Commercial-Crème D’ Argent |
| 2- Commercial-American Sable | 14-Commercial-English Lop |
| 3- Commercial-Argente Brun | 15-Commercial-Flemish Giant |
| 4- Commercial-Belgian Hare | 16-Commercial-French Lop |
| 10- Commercial-Beveren | 17-Commercial-Harlequin |
| 11- Commercial-Blanc de Hotot | 18-Commercial-New Zealand |
| 12- Commercial-Californian | 19-Commercial-Palomino |
| 13- Commercial-Champagne D’ Argent | 20-Commercial-Standard Rex |
| 14- Commercial-Checkered Giant | 21-Commercial-Rhineland |
| 15- Commercial-American Chinchilla | 22-Commercial-Satin |
| 16- Commercial-Giant Chinchilla | 23-Commercial-Silver Fox |
| 17- Commercial-Cinnamon | 24-Commercial-Silver Marten |

CLASS	NAME OF CLASS	CLASS DESCRIPTION
1	Senior Buck	Over 8 months
2	Senior Doe	Over 8 months
3	Intermediate Buck	6 – 8 months
4	Intermediate Doe	6 – 8 months
5	Junior Buck	3 – 6 months
6	Junior Doe	3 – 6 months

Rabbit Fancy Divisions

25- Fancy-Britannia Petite
26- Fancy-Dutch
27- Fancy-Dwarf Hotot
28- Fancy-English Spot
29- Fancy-Florida White
30- Fancy-Havana
31- Fancy-Himalayan
32- Fancy-Holland Lop
33- Fancy-Lilac
34- Fancy-Mini Lop

35- Fancy-Mini Rex
36- Fancy-Mini Satin
37- Fancy-Netherland Dwarf
38- Fancy-Polish
39- Fancy-Silver
40- Fancy-Standard Chinchilla
41- Fancy-Tan
42- Fancy-Thrianta
43- Fancy-Velveten Lop

CLASS	NAME OF CLASS	CLASS DESCRIPTION
1	Senior Buck	Over 6 months
2	Senior Doe	Over 6 months
5	Junior Buck	3 – 6 months
6	Junior Doe	3 – 6 months

Rabbit Wool Divisions

44- Wool-American Fuzzy Lop
45- Wool-English Angora
46- Wool-French Angora
47- Wool-Giant Angora

48- Wool-Satin Angora
49- Wool-Jersey Wooly
50- Wool-Lionhead

CLASS	NAME OF CLASS	CLASS DESCRIPTION
1	Senior Buck	Over 6 months
2	Senior Doe	Over 6 months
5	Junior Buck	3 – 6 months
6	Junior Doe	3 – 6 months

Rabbit Pet Divisions

51- Pet

Class: 01 – Pet Buck
Class: 02 – Pet Doe

Rabbit Meat Divisions

52- Meat

Class: 01 – Junior Buck
Class: 02 – Junior Doe

Rabbit Showmanship

CLASS	NAME OF CLASS	CLASS DESCRIPTION
1	Cloverbuds	Age 5 – 7, as of January of this year
2	Novice	Showing for the FIRST time – any age – does NOT include Cloverbud experience
3	Junior	8 – 13 years, as of January 1 of this year
4	Senior	14 – 19 years, as of January 1 of this year

Showmanship for Rabbits

The exhibitor will bring their animal from the cage, introduce themselves, present their rabbit to the judge including the following information: the breed of the animal and class, posing the rabbit, checking the ears, teeth, feet, nails for condition, nose and eyes, sex and general health of the rabbit and other pertinent information regarding their animal. In addition, the presenter shall answer questions from the judge. Cloverbuds will participate in Showmanship but will not be judged with the standards of older 4-H Exhibitors.

4-H Rabbit Exhibitors (not Cloverbuds) are required to complete a Rabbit Project Book if entering rabbits at the Ontario County Fair. This is due with your entry on July 1. It can be found at: www.cceontario.org This can be entered on your voucher for a ribbon at the fair even though it is required to be entered by July 1.

4-H Rabbit Exhibitors are required to participate in Showmanship classes. Each contestant must show one of their own animals in Showmanship. Cloverbuds are limited to one rabbit entry.

4-H Pet Care Project Rabbit-

- Only one entry can be made in this class per exhibitor.
- This class is for 4-H Project Rabbits that are of unknown or mixed breed origin.
- Rabbits in this class cannot be shown in any of the purebred classes.
- Rabbits that have one or more disqualifications per ARBA Standards can also be entered in this Pet Care Class.
- These rabbits do not need to have permanent identification unless the exhibitor is planning to exhibit the animal at state fair.

4-H Meat Class Rabbit

- Entries in these classes are limited to 6 commercial rabbit breeds only.
- There will be NO Fancy rabbit breeds entered in this division.
- The rabbits may NOT be older than 10 weeks.
- Weight of each individual rabbit in either class must not be less than 3 lbs. and not more than 5 lbs. Rabbits will be weighed in on entry day.
- Rabbits shown as fryers cannot be shown as Jr. Bucks and Jr. Does in other breed classes.

4-H SHEEP Department 68

- All 4-H sheep exhibitors are required to participate in Showmanship classes. Each contestant may show his/her own animal, but during the course of the contest may be asked to show some other animal.
- All animals will be shown by breed, placed numerically, and then grouped Excellent, Good, Worthy.
- List the breed of animal on the entry form.
- All Market Lambs will be placed in the appropriate weight class according to their weight at the fair. Exhibitors should sign up for the class they think their Market Lamb will be in. Market lambs cannot have been shown in breed classes.

Sheep Breeding Classes:

Breeds recognized: Cheviot, Columbia, Corriedale, Horned Dorset, Polled Dorset, Hampshire, Oxford, Rambouillet, Romney – White, Romney – NC, Shropshire, Southdown, Suffolk, Tunis, All Other Breeds

Sheep Divisions

- 1- Meat Sheep
- 2- Wool Sheep
- 3- Market Sheep
- 4- Commercial
- 5- Sheep Showmanship

Class	Description
01	Yearling Ram (over 1 year, under 2 years)
02	Senior Ram Lamb (born Sept 1 – Dec 31 previous year)
03	Junior Ram Lamb (born Jan 1 or after of current year)
04	Yearling Ewe (over 1 year, under 2 years)
05	Senior Ewe Lamb (born Sept 1 – Dec 31 previous year)
06	Junior Ewe Lamb (born Jan 1 or after of current year)
07	Mature Ewe
08	Exhibitor Owned Flock (1 ram, 2 ewes – can be different ages)
09	Market Lamb (will show by weight)
10	4-H Auction Market Lamb

4-H Sheep Exhibitors are required to participate in Showmanship classes. Each contestant must show his own animal but during the course of the contest, may be asked by the judge to show another animal in the show ring. If you are showing in another age division, notice must be given to the superintendent before show day, and it needs to be noted on the animal entry form.

CLASS	NAME OF CLASS	CLASS DESCRIPTION
1	CLOVERBUDS	AGE 5 - 7 as of Jan 1 of this year
2	NOVICE	Showing for the first time-any age-does not include Cloverbud experience
3	JUNIOR	Age 8 – 13 as of Jan 1 of this year
4	SENIOR	Age 14 - 19 as of Jan 1 of this year

4-H SWINE Department 69

- All 4-H swine exhibitors are required to participate in Showmanship classes. Each contestant may show his/her own animal, but, during the course of the contest, may be asked to show some other animal.
- All animals will be shown by breed, placed numerically, then grouped Excellent, Good, Worthy.
- All Market Hogs will be placed in the appropriate weight class according to their weight at the fair. Exhibitors should sign up for the class they think their Market Hog will be in.

Swine Divisions

- 1- Berkshire Gilt
- 2- Duroc Gilt
- 3- Hampshire Gilt
- 4- Yorkshire Gilt
- 5- Crossbred
- 6- Other Breeds
- 7- Market Hogs
- 8- Swine Showmanship

Swine Classes

Class	Description	Age
01	Senior Fall Gilt	Farrowed on or after July 1 of preceding year
02	January Spring Gilt	Farrowed during January of current year
03	February Spring Gilt	Farrowed during February of current year
04	Junior Spring Gilt	Farrowed on or after March 1 of current year
05	Market Hog	Will be shown by weight
06	4-H Auction Market Hog	Animals specifically part of the 4-H Auction Program

4-H Swine Exhibitors are required to participate in Showmanship classes. Each contestant must show his own animal but during the course of the contest, may be asked by the judge to show another animal in the show ring. If you are showing in another age division, notice must be given to the superintendent before show day, and it needs to be noted on the animal entry form.

CLASS	NAME OF CLASS	CLASS DESCRIPTION
1	CLOVERBUDS	AGE 5 - 7
2	NOVICE	Showing for the first time-any age-does not include Cloverbud experience
3	JUNIOR	8 - 13 years of age as of January 1 of this year
4	SENIOR	14 - 19 years of age as of January 1 of this year

General Ontario County Fair information not related to 4-H can be found at
(schedules, grandstand events, rides)
www.ontariocountyfair.org